

Early Years Gap Survey 2007-2008

Published by
Family Information Service
Children, Young People and Families
May 2008



Table of Contents

	Page number
Introduction	3
County wide perspective	3
Area reports:	
North Warwickshire	6
Nuneaton and Bedworth	8
Rugby	10
Stratford	12
Warwick	14
Appendices:	
Appendix A: Results for the county and the five districts of Warwickshire 2007	17
Appendix B: Warwickshire Childcare and Early Education Providers Jan 08	18
Appendix E: Gap survey form	19

Early Years Gap survey

Introduction

The Gap survey was circulated during October 2007 to all schools with reception classes. A copy of the survey form can be found in Appendix E.

The purpose was to collect information on the use of formal pre-school by children entering reception classes this academic year. In total there were 5358 children across 176 schools.

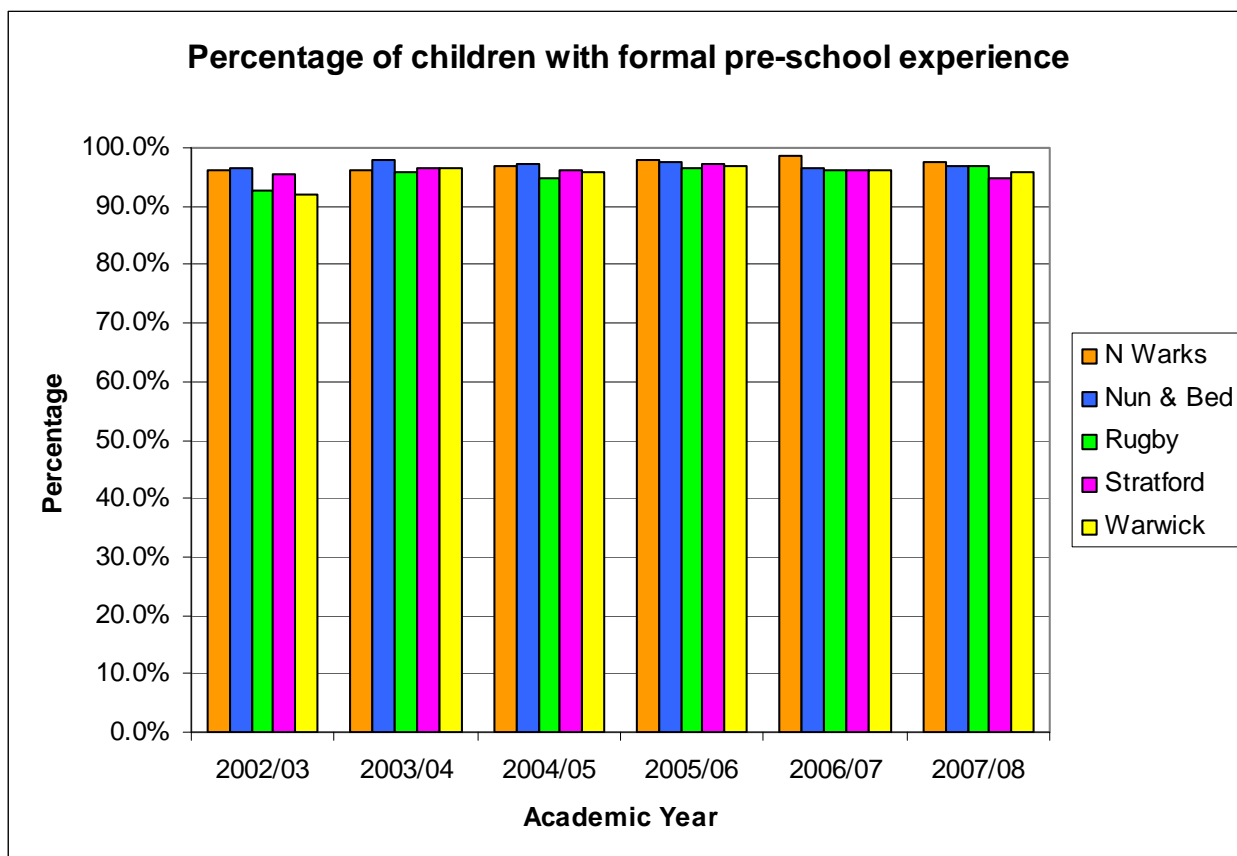
All 176 schools completed the survey, giving a return rate of 100%

When looking at the following information, please bear in mind that:

- Some children experienced more than one type of formal pre-school. Therefore the numbers of children experiencing each type of pre-school provision may be greater than the total number of children.
- In some cases, no information was available on whether a child had experienced a formal pre-school setting or not.
- A small number of children have arrived from other countries, and therefore did not have an opportunity to access pre-school settings in Warwickshire.
- The number of children is taken from the survey responses, and may differ slightly from PLASC school data. However the difference is not significant and does not affect the overall trends.

County overview

- 5160 children were known to have attended at least one kind of formal pre-school. This is 96.3% of children entering reception classes this year.
- In 105 settings (59.7% of providers) all the children had some kind of formal pre-school experience. This compares to 63.8% in 2006 and 60.5% in 2005
- 60 settings had between 1 and 4 children with no formal pre-school experience. This compares to 53 settings in 2006 and 64 in 2005.
- 11 settings had 5 or more children who had not experienced any formal pre-school, or where information was not known. Further details of these settings are listed under the relevant area report and details from these schools in previous years can be found in Appendix B.



	2002/03	2003/04	2004/05	2005/06	2006/07	2007/08
Total children	5030	5600	5578	5436	5236	5358
Number with pre-school experience	4757	5416	5370	5283	5059	5160
Percentage	94.6%	96.7%	96.3%	97.2%	96.6%	96.3%

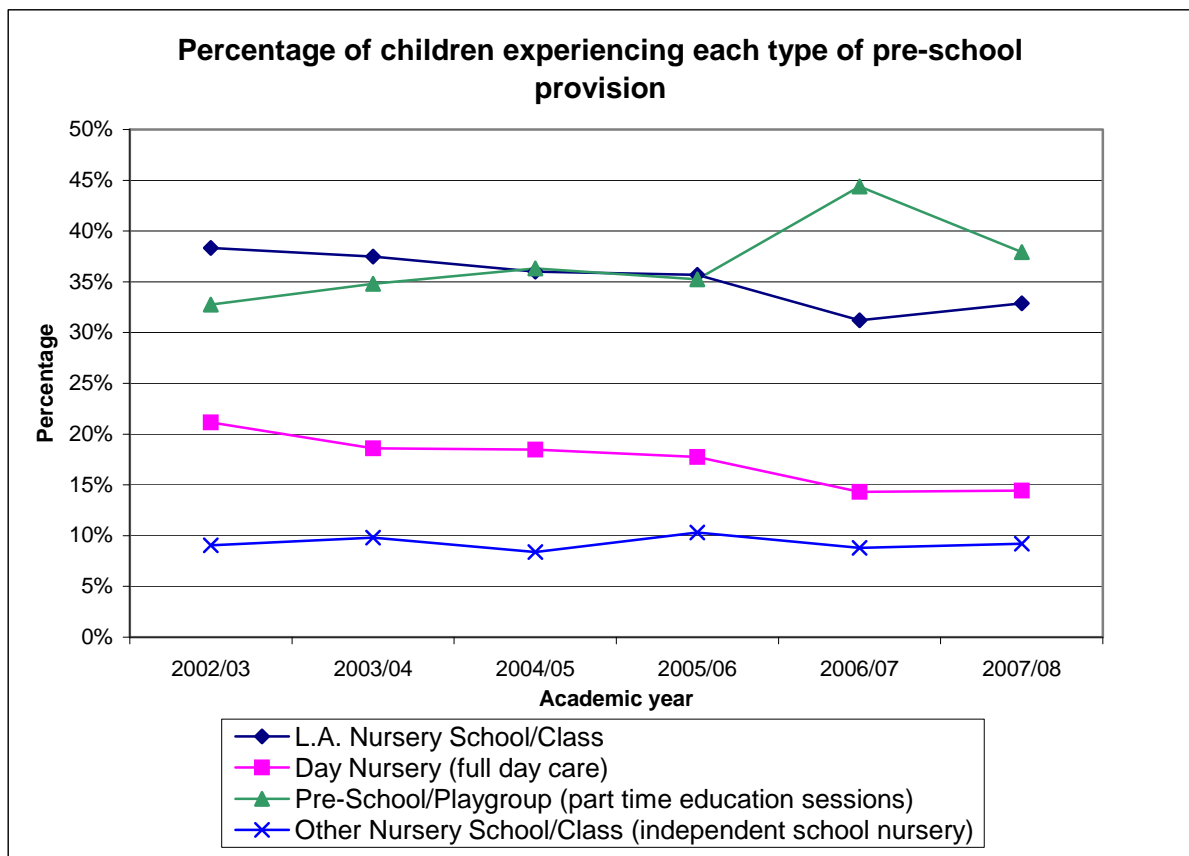
2.1% of parents actively chose not to use formal pre-school provision for the children entering reception classes this year, and 2 parents used an alternative type of childcare. A small minority are unable to access formal pre-school for their children.

In a number of cases schools were not aware of the reasons why specific children had not accessed formal pre-school settings. Therefore full analysis of the reasons why formal pre-school provision was not used is not viable.

Overall North Warwickshire has the highest level of pre-school use with 97.5% of children in this area accessing such settings. This compares to the other areas that range from 94.7% in Stratford, to 97.0% in Nuneaton and Bedworth.

The type of pre-school accessed also varied from area to area, with local authority nursery provision and part time places in pre-schools/playgroups the most common overall.

The percentage accessing each type of provision follows a similar trend to the actual numbers throughout, and therefore percentages have been used in preference to actual figures to enable easier comparison between areas.



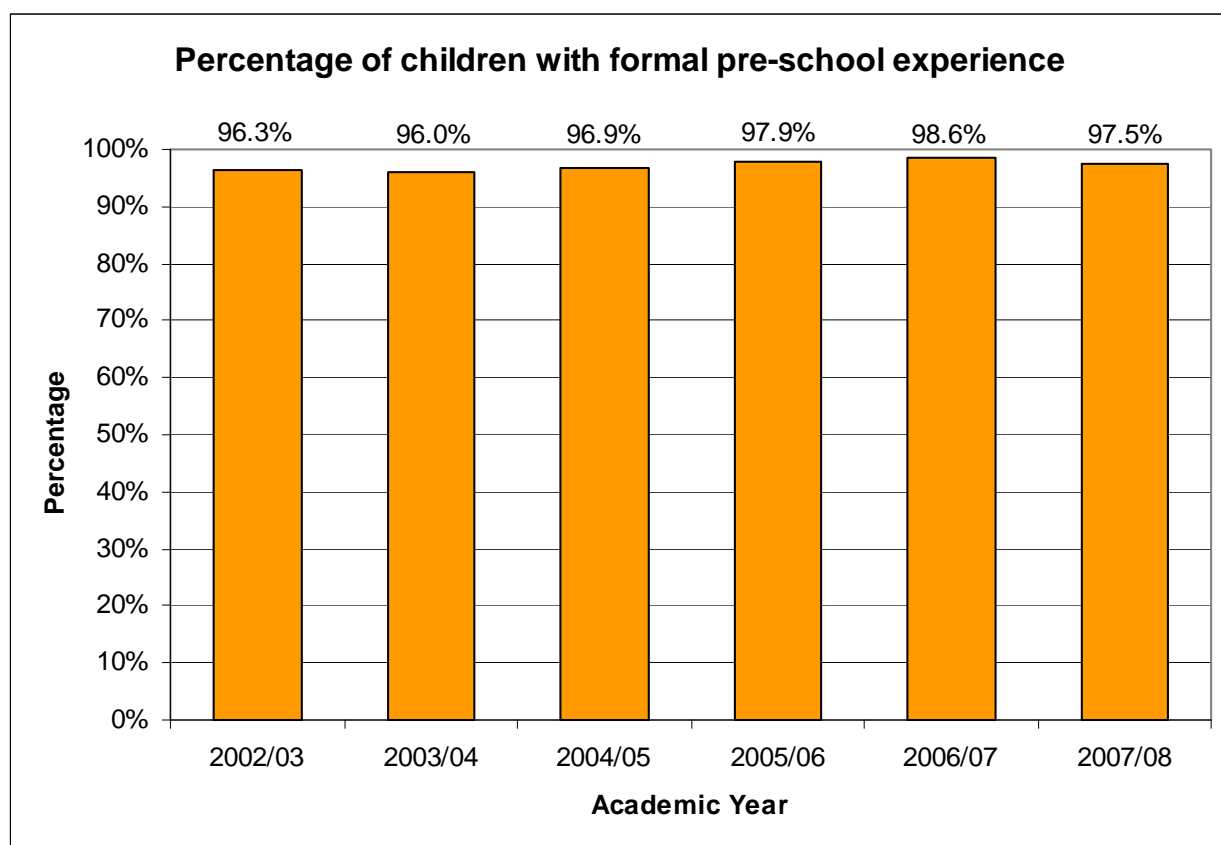
The type of pre-school experienced by children is broadly similar to the previous year. Use of day nurseries (full day care) and other nursery school/classes (independent school nursery) has remained stable; Local authority maintained nurseries has shown a small increase, and there has been a decrease in the use of pre-school/playgroup sessions. However this decrease is in line with responses in 2005/06 and suggests that in fact the responses in 2006/07 were unusual and this year has seen a return to previous levels.

The county overview gives a good indication of general trends, however there are some significant differences between the different areas. These are explored further in the area reports, and are detailed in Appendix A.

For further information relating to this document please contact Elaine Coates, Information Analyst on 01926 742209 or elainecoates@warwickshire.gov.uk.

North Warwickshire

- 24 schools in this area have reception classes, with a total of 643 children enrolling this academic year
- 97.5% (627 children) had formal pre-school experience
- 12 children are known to have accessed more than one kind of pre-school setting

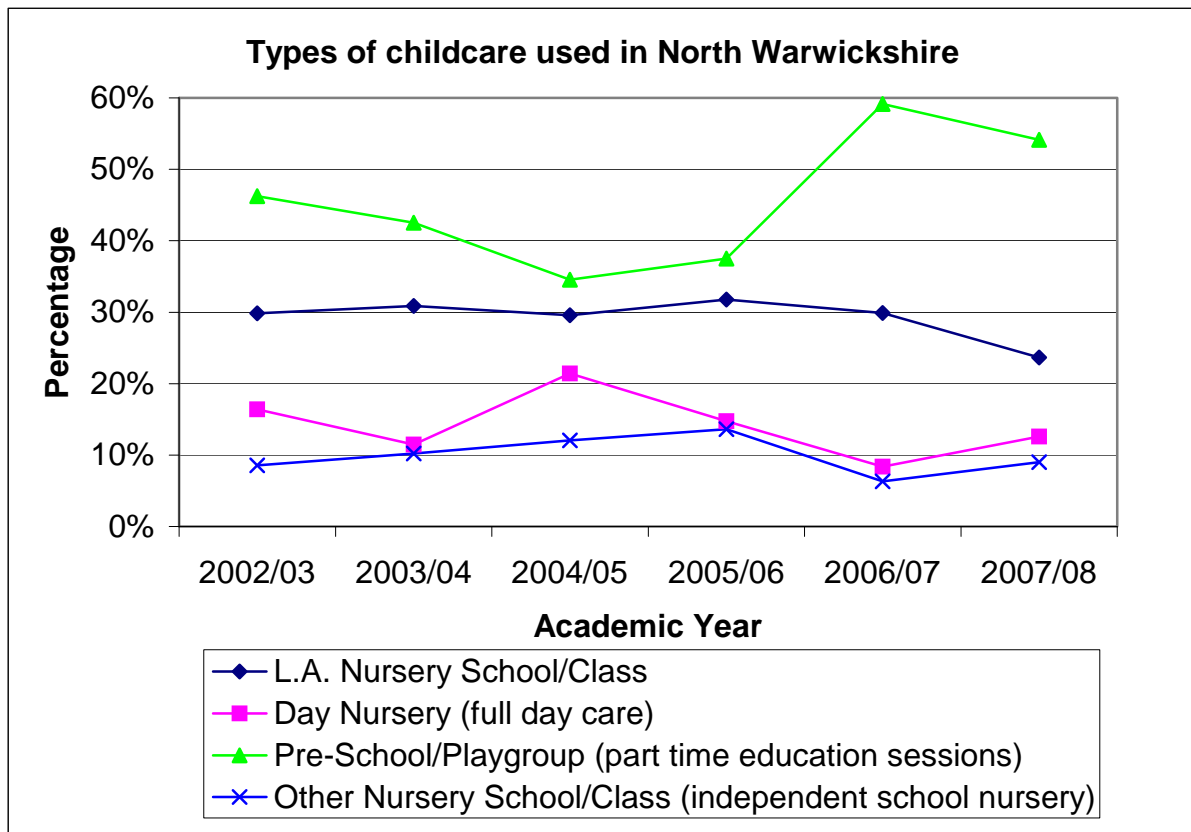


	2002/03	2003/04	2004/05	2005/06	2006/07	2007/08
Total children	678	725	684	659	628	643
Number with pre-school experience	653	696	663	645	619	627
Percentage	96.3%	96.0%	96.9%	97.9%	98.6%	97.5%

- 1.7% of parents (affecting 11 children) actively chose not to use the provision available, or used an alternative form of childcare. This amounts to 73.3% of the children who had not accessed formal pre-school facilities
- No school in this area had 5 or more children without pre-school experience

This area has the greatest percentage of children who are known to have made use of formal pre-school settings, and there were no reported cases of a lack of provision or of cost restricting use.

This is very similar to previous years, and shows provision in this area is meeting the needs of parents very well.



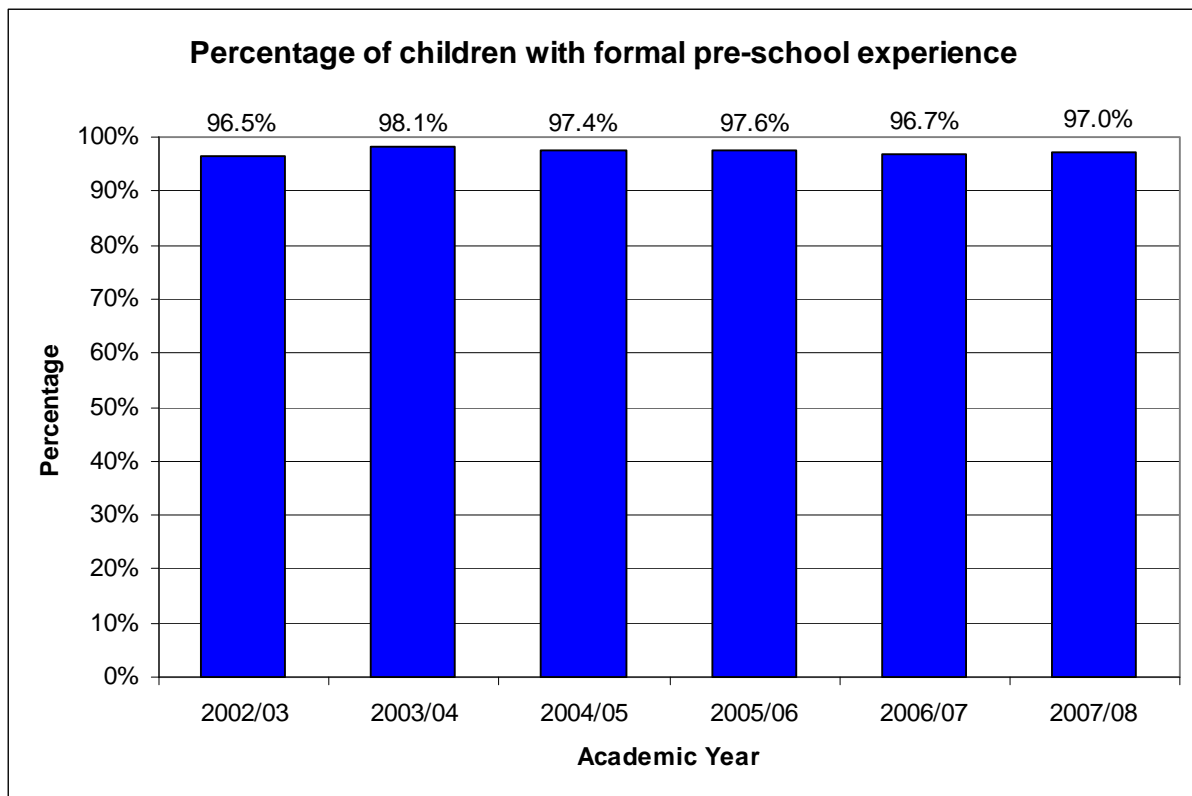
	2002/03	2003/04	2004/05	2005/06	2006/07	2007/08
L.A. Nursery School/Class	29.9%	30.9%	29.6%	31.8%	29.9%	23.6%
Day Nursery (full day care)	16.4%	11.5%	21.4%	14.7%	8.4%	12.6%
Pre-School/Playgroup (part time education sessions)	46.3%	42.5%	34.5%	37.5%	59.1%	54.1%
Other Nursery School/Class (independent school nursery)	8.6%	10.2%	12.1%	13.6%	6.3%	9.0%

Note: These figures will not add to 100% as children may have accessed more than one kind of provision, or the type of provision used may not be known

Use of pre-school/playgroup provision remains highest in this district, with over half of all children having experience of this type of care.

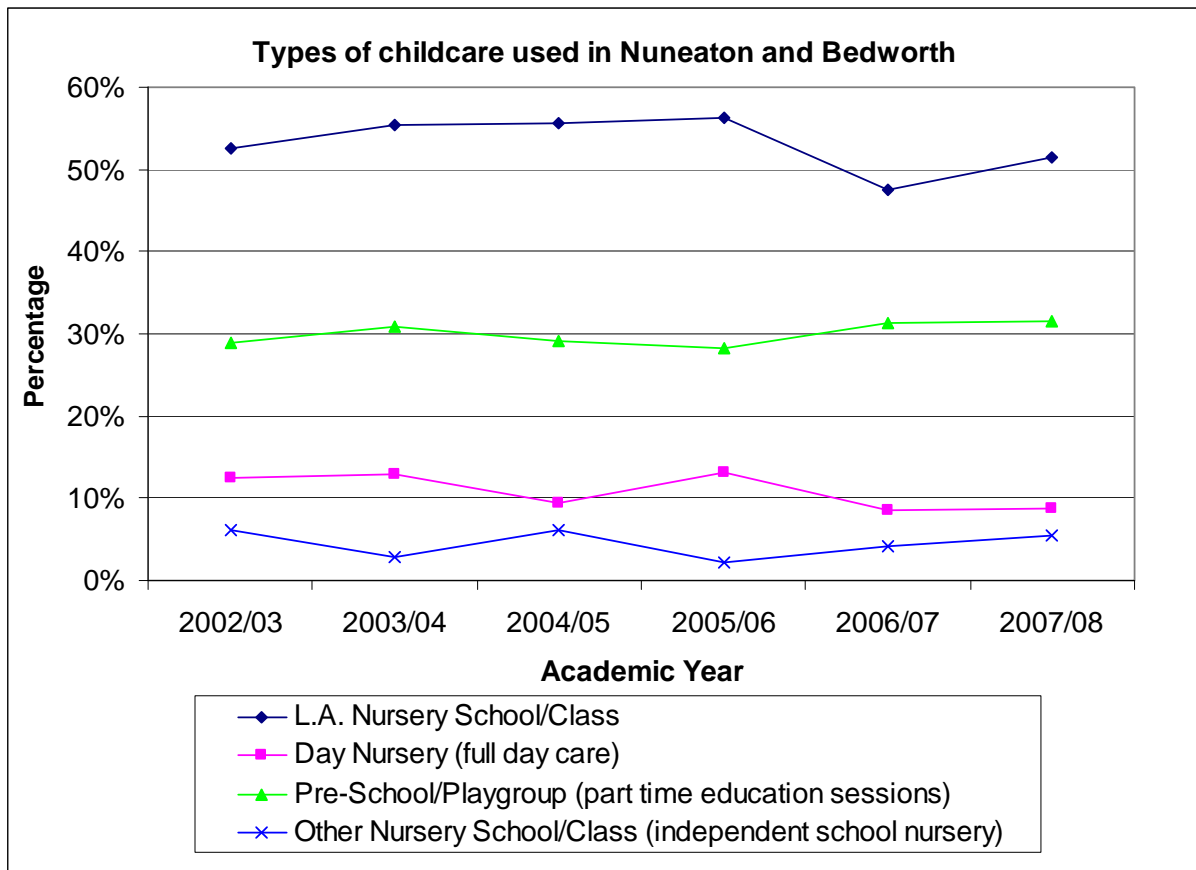
Nuneaton and Bedworth

- 29 schools in this area have reception classes, with a total of 1336 children enrolling this academic year
- 97.0%% (1296 children) had formal pre-school experience
- 11 children are known to have accessed more than one kind of pre-school setting



	2002/03	2003/04	2004/05	2005/06	2006/07	2007/08
Total children	1285	1403	1374	1411	1284	1336
Number with pre-school experience	1240	1376	1338	1377	1241	1296
Percentage	96.5%	98.1%	97.4%	97.6%	96.7%	97.0%

- 1.3% of parents (affecting 18 children) actively chose not to use the provision available, or used an alternative form of childcare. This amounts to 54.5% of the children who had not accessed formal pre-school facilities
- 1 school reported more than 5 pupils with no known pre-school experience
- 4 children did not attend pre-school due to a lack of provision nearby and 1 due to the cost



Among the children who were known to have formal pre-school experience, the type of provision used was not specified for 3 children.

	2002/03	2003/04	2004/05	2005/06	2006/07	2007/08
L.A. Nursery School/Class	52.5%	55.4%	55.7%	56.2%	47.5%	51.4%
Day Nursery (full day care)	12.4%	13.0%	9.4%	13.1%	8.6%	8.8%
Pre-School/Playgroup (part time education sessions)	29.0%	30.8%	29.2%	28.2%	31.4%	31.5%
Other Nursery School/Class (independent school nursery)	6.1%	2.8%	6.1%	2.2%	4.1%	5.5%

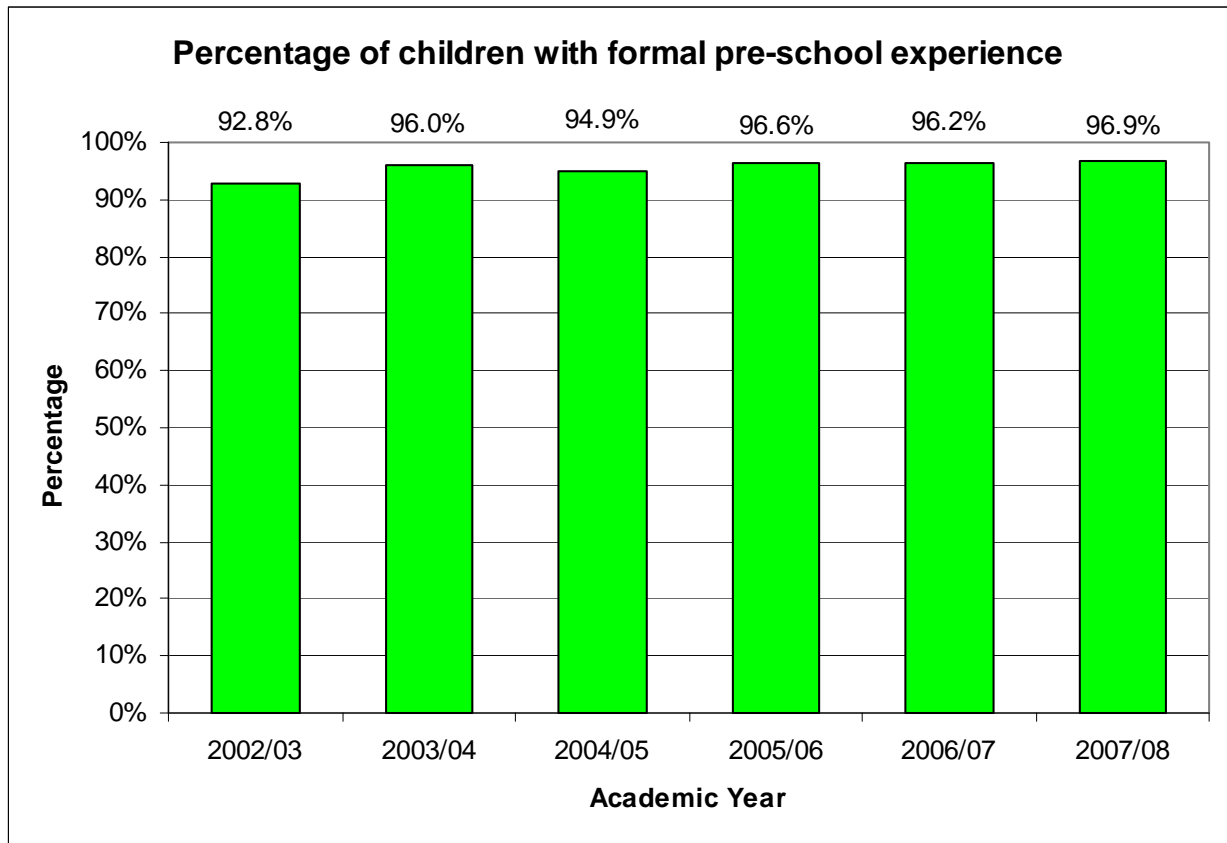
Note: These figures will not add to 100% as children may have accessed more than one kind of provision, or the type of provision used may not be known

Use of local authority nursery schools was highest in this area, with 51.4% of children with pre-school experience having accessed this provision. Unsurprisingly this balances with lower use of all other types of provision.

Overall use of all types of provision in this area is quite stable, with very similar percentages of children accessing each type of care compared to the previous year.

Rugby

- 31 schools in this area have reception classes, with a total of 1008 children enrolling this academic year
- 96.9% (977 children) had formal pre-school experience
- 9 children are known to have accessed more than one kind of pre-school setting

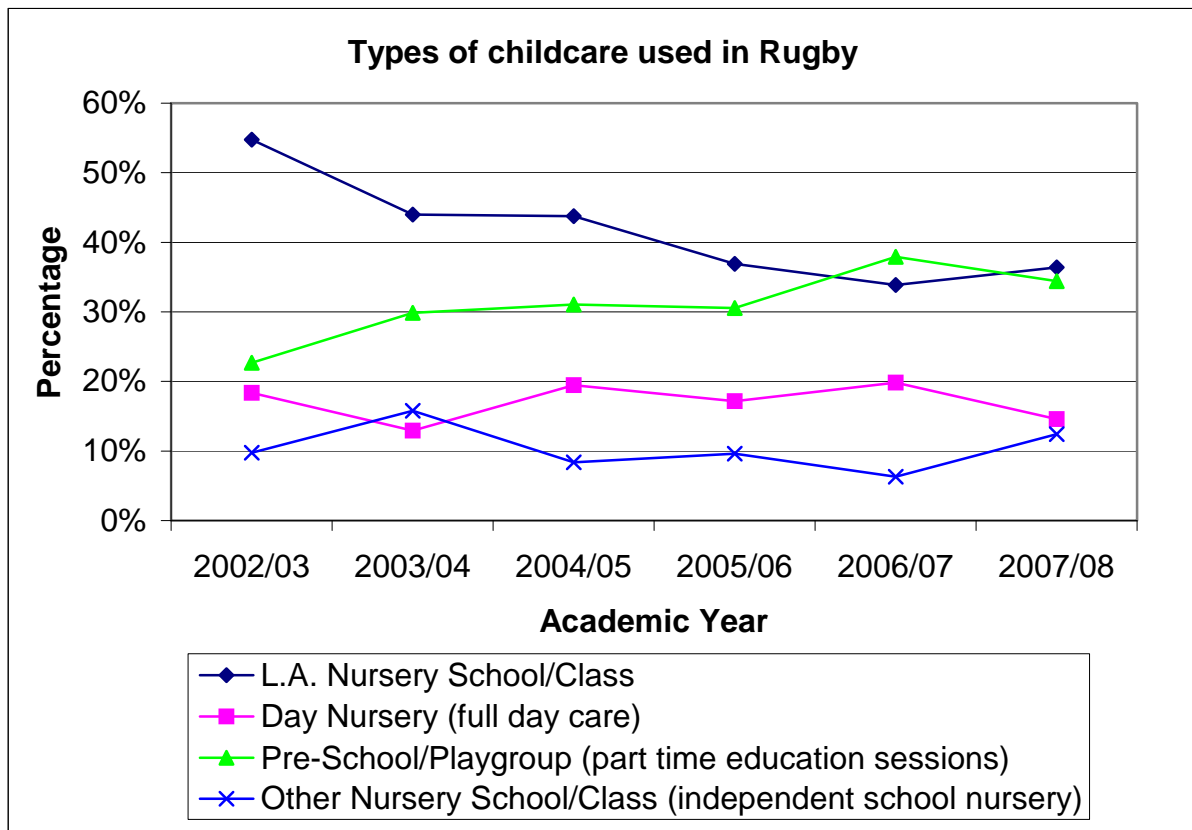


	2002/03	2003/04	2004/05	2005/06	2006/07	2007/08
Total children	893	1064	1045	1044	954	1008
Number with pre-school experience	829	1021	992	1008	918	977
Percentage	92.8%	96.0%	94.9%	96.6%	96.2%	96.9%

This is the only district where use of pre-school provision has increased slightly from the previous year, and is now at the highest level since 2002 when this information was first collected.

- 1.9% of parents (affecting 19 children) actively chose not to use the provision available, or used an alternative form of childcare. This amounts to 61.3% of the children who had not accessed formal pre-school facilities
- 3 schools reported more than 5 pupils with no known pre-school experience

There were no reported cases of a lack of provision or of cost restricting use in this area.



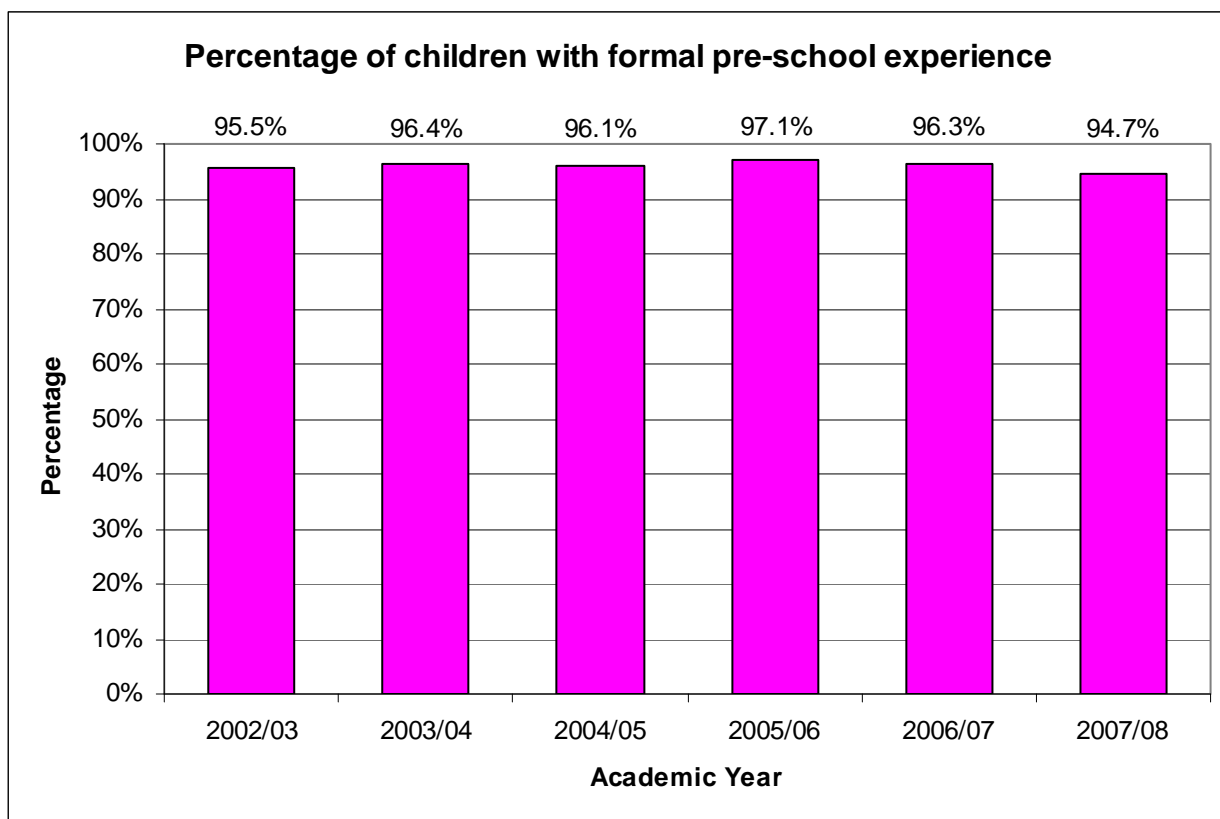
	2002/03	2003/04	2004/05	2005/06	2006/07	2007/08
L.A. Nursery School/Class	54.8%	44.0%	43.8%	36.9%	33.9%	36.4%
Day Nursery (full day care)	18.3%	12.9%	19.5%	17.2%	19.8%	14.6%
Pre-School/Playgroup (part time education sessions)	22.7%	29.9%	31.1%	30.6%	37.9%	34.4%
Other Nursery School/Class (independent school nursery)	9.8%	15.8%	8.4%	9.6%	6.3%	12.4%

Note: These figures will not add to 100% as children may have accessed more than one kind of provision, or the type of provision used may not be known

Use of independent nursery schools was highest in this district, with around 1 in 8 children having experience of this kind of childcare. This is a marked rise on the previous year.

Stratford

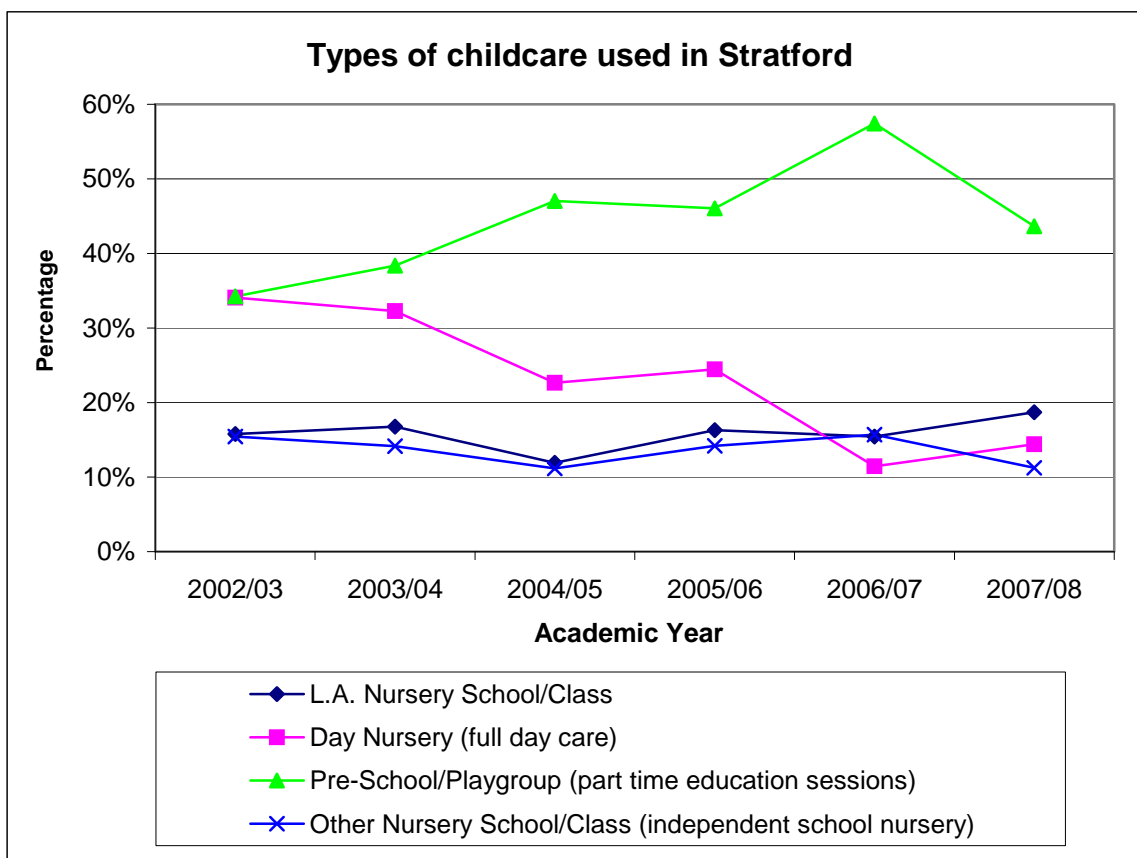
- 54 schools in this area have reception classes, with a total of 1166 children enrolling this academic year
- 94.7% (1104 children) had formal pre-school experience
- 28 children are known to have accessed more than one kind of pre-school setting



	2002/03	2003/04	2004/05	2005/06	2006/07	2007/08
Total children	1008	1180	1239	1188	1170	1166
Number with pre-school experience	963	1137	1191	1153	1127	1104
Percentage	95.5%	96.4%	96.1%	97.1%	96.3%	94.7%

The proportion of children with pre-school experience in this district is at the lowest level since 2002 when this information was first collected.

- 2.0% of parents (affecting 23 children) actively chose not to use the provision available, or used an alternative form of childcare. This amounts to 41.1% of the children who had not accessed formal pre-school facilities
- 6 schools reported more than 5 pupils with no known pre-school experience



Among the children who were known to have formal pre-school experience, the type of provision used was not specified for 96 children, attending 3 schools. This amounts to 8.7% of children with pre-school experience and therefore could affect the proportion of children accessing each type of provision.

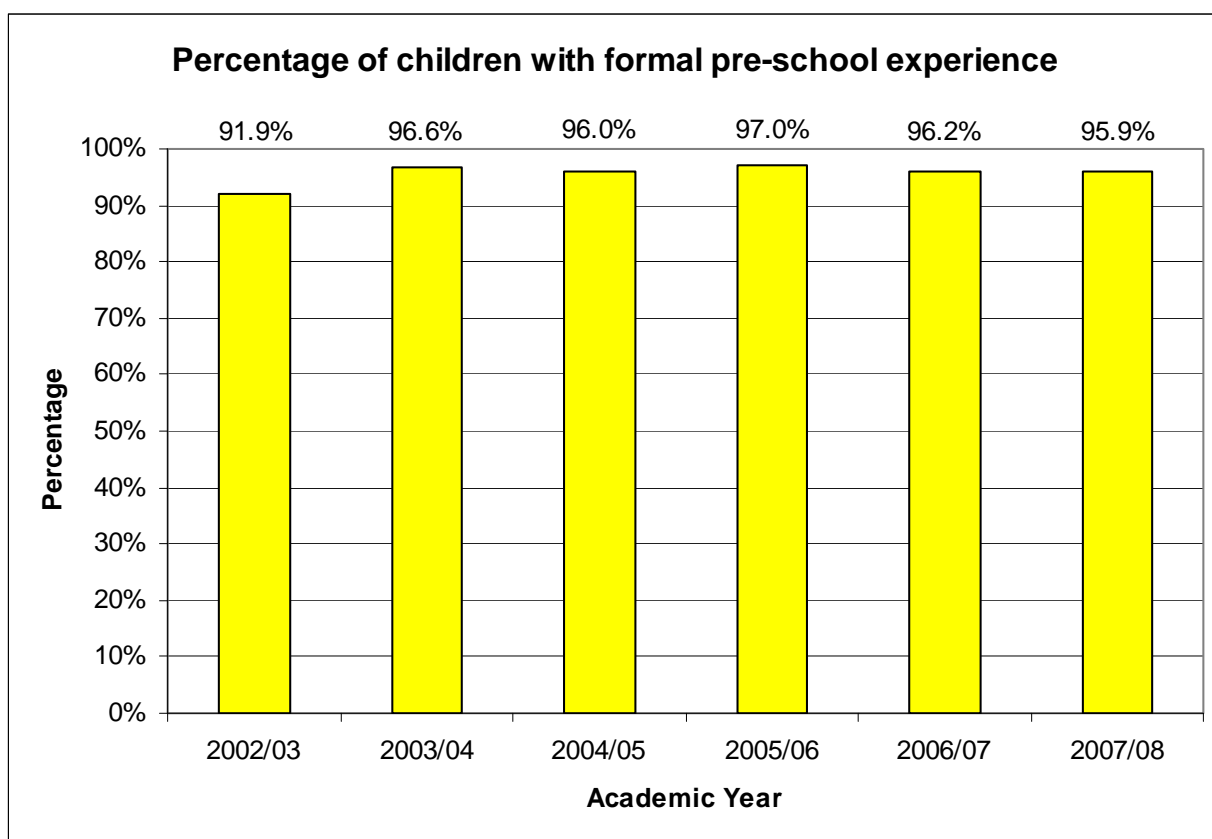
	2002/03	2003/04	2004/05	2005/06	2006/07	2007/08
L.A. Nursery School/Class	15.8%	16.8%	11.9%	16.3%	15.4%	18.7%
Day Nursery (full day care)	34.1%	32.3%	22.7%	24.5%	11.5%	14.4%
Pre-School/Playgroup (part time education sessions)	34.3%	38.4%	47.0%	46.1%	57.4%	43.7%
Other Nursery School/Class (independent school nursery)	15.5%	14.2%	11.2%	14.2%	15.7%	11.2%

Note: These figures will not add to 100% as children may have accessed more than one kind of provision, or the type of provision used may not be known

There is limited availability of maintained local authority nursery classes, and no dedicated nursery schools in this district. Therefore use of local authority provision is lower in the Stratford area.

Warwick

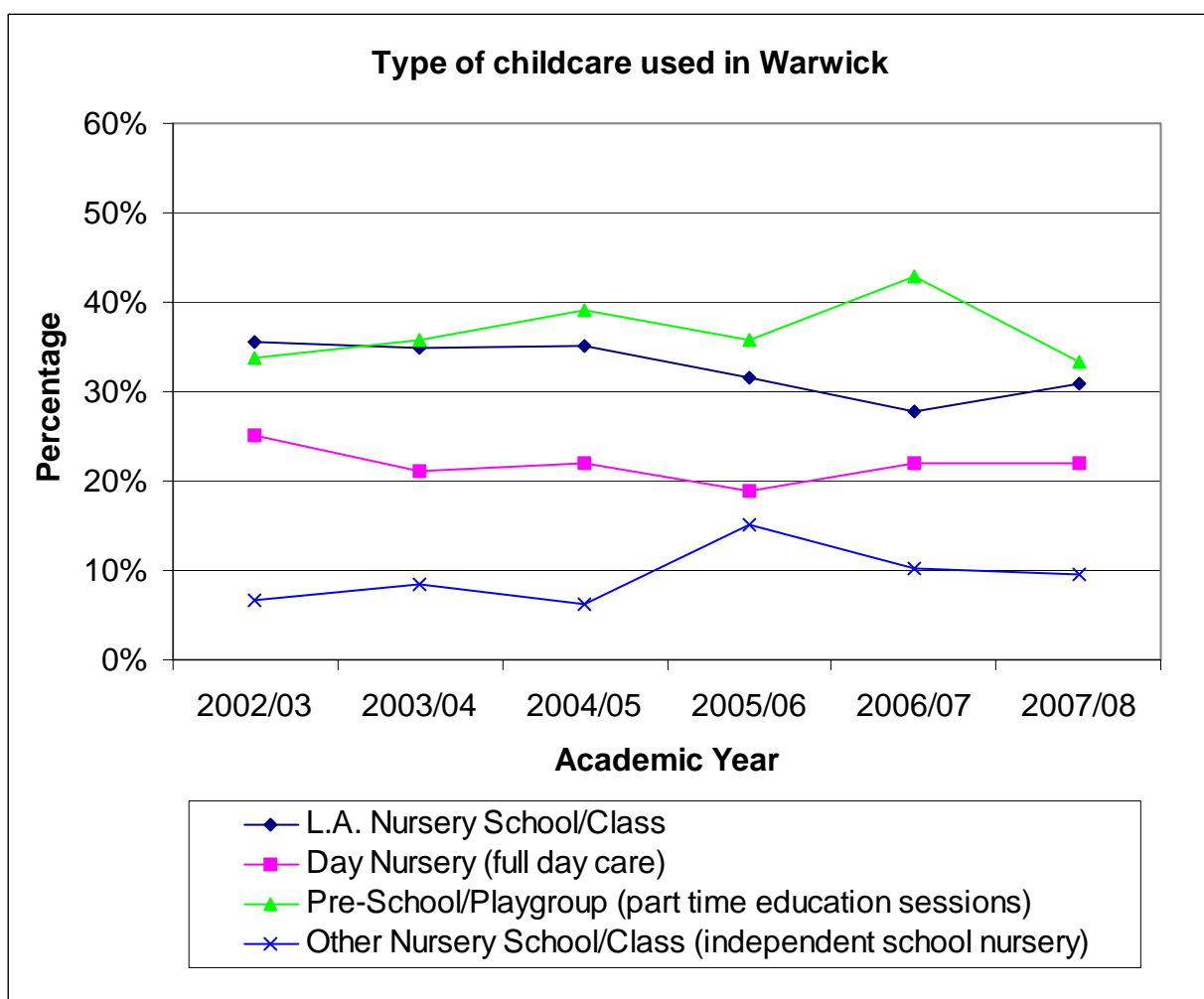
- 38 schools in this area have reception classes, with a total of 1205 children enrolling this academic year
- 95.9% (1156 children) had formal pre-school experience
- 10 children are known to have accessed more than one kind of pre-school setting



	2002/03	2003/04	2004/05	2005/06	2006/07	2007/08
Total children	1166	1228	1236	1134	1200	1205
Number with pre-school experience	1072	1186	1186	1100	1154	1156
Percentage	91.9%	96.6%	96.0%	97.0%	96.2%	95.9%

- 2.4% of parents (affecting 29 children) actively chose not to use the provision available, or used an alternative form of childcare. This amounts to 61.7% of the children who had not accessed formal pre-school facilities
- 1 school reported more than 5 children with no formal pre-school experience

There were no reported cases of a lack of provision or of cost restricting use in this area.



Among the children who were known to have formal pre-school experience, the type of provision used was not specified for 11 children, attending 3 schools. This amounts to less than 1% of children with pre-school experience and therefore is unlikely to affect the proportion of children accessing each type of provision.

	2002/03	2003/04	2004/05	2005/06	2006/07	2007/08
L.A. Nursery School/Class	35.5%	34.8%	35.1%	31.6%	27.7%	31.0%
Day Nursery (full day care)	25.2%	21.1%	22.0%	18.8%	21.9%	21.9%
Pre-School/Playgroup (part time education sessions)	33.9%	35.8%	39.0%	35.8%	42.9%	33.4%
Other Nursery School/Class (independent school nursery)	6.7%	8.4%	6.2%	15.1%	10.3%	9.6%

Note: These figures will not add to 100% as children may have accessed more than one kind of provision, or the type of provision used may not be known

Use of full day care remains highest in this area, with around 22% of children with pre-school experience having used full day care at some point.

Appendix A: Results for the county and the five districts of Warwickshire 2007

	All Districts		North Warwickshire		Nuneaton and Bedworth		Rugby		Stratford		Warwick	
Total number of replies from schools with reception classes	100%	(176)	100%	(24)	100%	(29)	100%	(31)	100%	(54)	100%	(38)
Number of children entering reception		5358		643		1336		1008		1166		1205

Children who have received formal pre-school experience	96.3%	5160	97.5%	627	97.0%	1296	96.9%	977	94.7%	1104	95.9%	1156
--	-------	------	-------	-----	-------	------	-------	-----	-------	------	-------	------

Children experiencing each type of provision*	All Districts		North Warwickshire		Nuneaton and Bedworth		Rugby		Stratford		Warwick	
LEA Nursery School/Class	33.52%	(1796)	23.64%	(152)	51.35%	(686)	36.41%	(367)	18.70%	(218)	30.95%	(373)
Day Nursery (full day care)	14.52%	(778)	10.42%	(67)	8.83%	(118)	14.58%	(147)	14.41%	(168)	21.91%	(264)
Pre-School/Playgroup (part time education sessions)	37.83%	(2027)	53.50%	(344)	31.51%	(421)	34.42%	(347)	43.65%	(509)	33.36%	(402)
Other Nursery School/Class (independent school nursery)	9.39%	(503)	9.02%	(58)	5.46%	(73)	12.40%	(125)	11.23%	(131)	9.63%	(116)

Children who have received no formal pre-school experience	3.5%	(185)	2.3%	(15)	2.7%	(36)	3.1%	(31)	4.8%	(56)	3.9%	(47)
---	------	-------	------	------	------	------	------	------	------	------	------	------

Reasons why children did not experience any formal pre-school**	All Districts		North Warwickshire		Nuneaton and Bedworth		Rugby		Stratford		Warwick	
Parental choice	53.0%	(98)	73.3%	(11)	50.0%	(18)	61.3%	(19)	39.3%	(22)	59.6%	(28)
No provision nearby	3.8%	(7)	0.0%	(0)	11.1%	(4)	0.0%	(0)	5.4%	(3)	0.0%	(0)
Cost prohibitive	2.7%	(5)	0.0%	(0)	2.8%	(1)	0.0%	(0)	7.1%	(4)	0.0%	(0)
Used another form of childcare	1.1%	(2)	0.0%	(0)	0.0%	(0)	0.0%	(0)	1.8%	(1)	2.1%	(1)
Other reasons	21.6%	(40)	20.0%	(3)	27.8%	(10)	9.7%	(3)	25.0%	(14)	21.3%	(10)

* Some children attended more than one kind of provision. Figure given is a percentage of those who have received formal pre-school experience

** Not all reasons for not experiencing formal pre-school are known, therefore these figures will not add up to 100%

Actual numbers are shown in brackets

Appendix B: Warwickshire Childcare and Early Education Providers Jan 08

Registered Childcare Providers by Ofsted Daycare type

	North Warwickshire	Nuneaton and Bedworth	Rugby	Stratford	Warwick	Total
Childminders	104	205	142	159	161	771
Creche	3	5	3	3	5	19
Full Daycare	22	27	32	56	50	187
Sessional Daycare	9	16	22	19	20	86
OOS - OOS	17	25	28	33	33	136
OOS - Holiday		29	16	20	21	86
Totals	163	307	243	290	290	1293

Local Authority Nursery Provision

	North Warwickshire	Nuneaton and Bedworth	Rugby	Stratford	Warwick	Total
L.A. Maintained Nursery	7	16	13	7	10	53
L.A. Maintained Nursery (SEN)	1	2	1	1	1	6
Totals	8	18	14	8	11	59


'GAP' Survey Autumn 2007

Survey purpose:

- To identify the number of children entering Reception classes with no pre-school experience
- To identify why these children did not have any pre-school experience

Please complete the survey and return it in the enclosed pre-paid envelope to FREEPOST RRCB-HYCJ-JAZG Warwickshire Family Information Service, Saltisford Office Park, Ansell Way, Warwick, CV34 4UL. If you have any questions regarding the completion of the survey please contact Elaine Coates, Information Analyst on 01926 742209.

<p>Q1 Name of the person completing the survey (PLEASE USE BLOCK CAPITALS)</p> <input style="width: 90%; height: 25px;" type="text"/>	<p>Q3 School Postcode</p> <input style="width: 90%; height: 25px;" type="text"/>
<p>Q2 School Name</p> <input style="width: 90%; height: 25px;" type="text"/>	<p>Q4 Unique DfES Reference Number</p> <p>937/ _____</p> <input style="width: 90%; height: 25px;" type="text"/>

<p>Q5 How many children entered Reception in your school this year?</p> <p style="text-align: center;"><input style="width: 60px; height: 25px;" type="text"/></p> <p>Q6 How many of these children had received formal pre-school experiences? (E.g. Playgroup, pre-school, day nursery, other nursery school/class).</p> <p style="text-align: center;"><input style="width: 60px; height: 25px;" type="text"/></p> <p>Q7 How many children entering Reception had no formal pre-school experience?</p> <p style="text-align: center;"><input style="width: 60px; height: 25px;" type="text"/></p> <p>Q8 Of those children who did experience formal pre-school please indicate the number of children against the following provision choices. If more than one applies please enter into each category.</p> <p>a) LEA Nursery School/Class <input style="width: 40px; height: 25px;" type="text"/></p> <p>b) Day Nursery (full day care) <input style="width: 40px; height: 25px;" type="text"/></p> <p>c) Pre-School/Playgroup (part time education sessions) <input style="width: 40px; height: 25px;" type="text"/></p> <p>d) Other Nursery School/Class (independent school nursery) <input style="width: 40px; height: 25px;" type="text"/></p>	<p>Q9 Of those children who did not experience any formal pre-school experience, please enter the number of children each reason is relevant to.</p> <p>A. Parental Choice <input style="width: 40px; height: 25px;" type="text"/></p> <p>B. No provision nearby <input style="width: 40px; height: 25px;" type="text"/></p> <p>C. Cost prohibitive <input style="width: 40px; height: 25px;" type="text"/></p> <p>D. Used another form of childcare e.g. childminder, relative or friend <input style="width: 40px; height: 25px;" type="text"/></p> <p>E. Other reasons (please state) <input style="width: 40px; height: 25px;" type="text"/></p> <p>_____</p> <p>_____</p> <p>_____</p> <p>_____</p> <p>_____</p> <p style="text-align: center;">Thank you for completing this survey</p> <div style="text-align: center;">  <p>Warwickshire County Council</p> </div>
--	--

If you find this document difficult to understand, we can provide it in another format, for example in Braille, in large print, on audiotape, in another language or by talking to you. Please contact us on 0845 0908044.